



EDEN HOUSE - THE CANAL

LUMINAIRES SPECIFICATION SHEET

PROJECT DETAILS

Project Name: Eden House - The Canal

Project Location: Dubai Water Canal

Consultant: Erga Progress Engineering Consultants

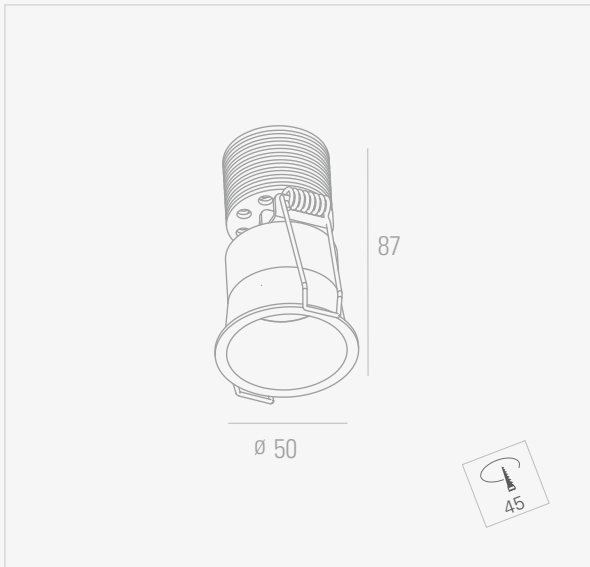

Interior Designer: H&H

Architect: DXB.Lab

LUMINAIRE SPECIFICATION

D1 - Ceiling Recessed Downlight

Location: Apartment General Lighting



PROJECT DETAILS

Project Name: Eden House - The Canal

Project Location: Dubai Water Canal

Consultant: Erga Progress Engineering Consultants

Interior Designer: H&H

Architect: DXB.Lab

SPECIFICATION

FEATURES

- Trim Finish: White
- Mounting Type: Ceiling Deep Recessed
- Application: Architectural Indoor
- Luminaire Type: Fixed

DIMENSIONS

- Diameter: 50 mm
- Cutout Diameter: 45 mm
- Recessed Depth: 87 mm
- Cutout Shape: Round

LUMINAIRE

- System Power: 7W
- No. of Lamp: 1 LED (COB)
- Lumens Output (Luminaire): 534lm
- Luminaire Efficacy: 76lm/W
- CCT: 2700K
- Beam Angle: 36°
- CRI: 90+
- IP Rating: IP20
- MacAdam Step: SDCM <3
- LED Chip: Constant Current

GENERAL

- Lifetime: >45,000 hrs.
- Housing: Aluminium
- Heatsink: Aluminium
- Working Temperature: -20°C to +50°C

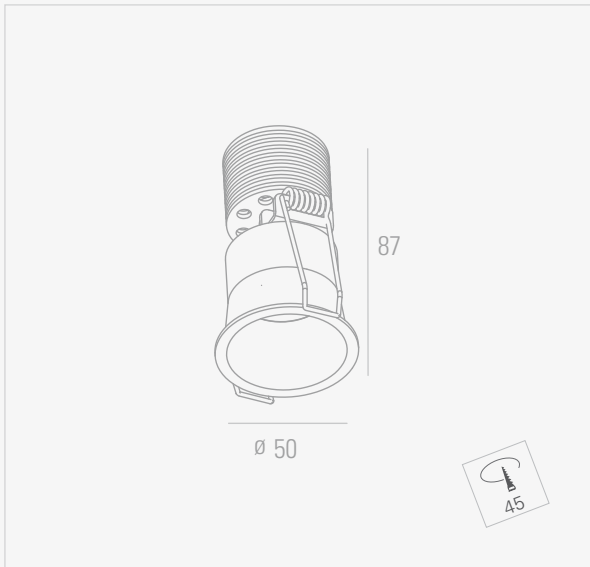

DRIVER

- Input Voltage: 220-240Vac
- Dimming Control: DALI
- Driver Mounting: Remote Driver

LUMINAIRE SPECIFICATION

D1A - Ceiling Recessed Downlight

Location: Typical Corridor



PROJECT DETAILS

Project Name: Eden House - The Canal

Project Location: Dubai Water Canal

Consultant: Erga Progress Engineering Consultants

Interior Designer: H&H

Architect: DXB.Lab

SPECIFICATION

FEATURES

- Trim Finish: White
- Mounting Type: Ceiling Deep Recessed
- Application: Architectural Indoor
- Luminaire Type: Fixed

DIMENSIONS

- Diameter: 50 mm
- Cutout Diameter: 45 mm
- Recessed Depth: 87 mm
- Cutout Shape: Round

LUMINAIRE

- System Power: 7W
- No. of Lamp: 1 LED (COB)
- Lumens Output (Luminaire): 534lm
- Luminaire Efficacy: 76lm/W
- CCT: 2700K
- Beam Angle: 60°
- CRI: 90+
- IP Rating: IP20
- MacAdam Step: SDCM <3
- LED Chip: Constant Current

GENERAL

- Lifetime: >45,000 hrs.
- Housing: Aluminium
- Heatsink: Aluminium
- Working Temperature: -20°C to +50°C

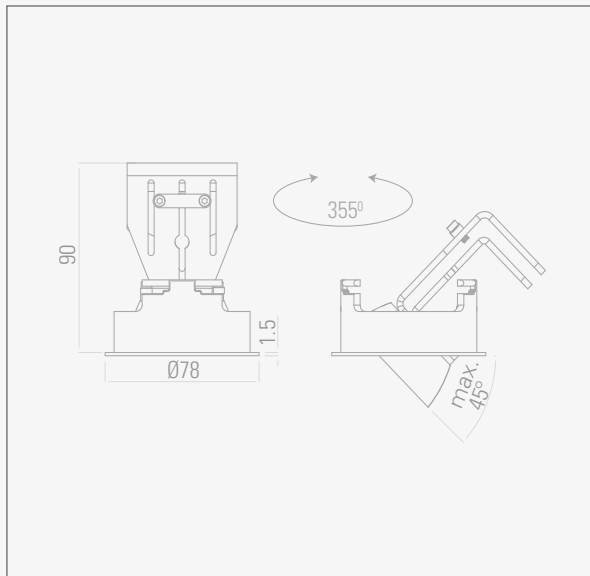
DRIVER

- Input Voltage: 220-240Vac
- Dimming Control: DALI
- Driver Mounting: Remote Driver

SPECIFICATION SHEET

D2 - Ceiling Recessed Downlight

Location: Apartment Fea



PROJECT DETAILS

Project Name: Eden House - The Canal

Project Location: Dubai Water Canal

Consultant: Erga Progress Engineering Consultants

Interior Designer: H&H

Architect: DXB.Lab

SPECIFICATION

FEATURES

- Trim Finish: White
- Mounting Type: Ceiling Recessed
- Application: Architectural Indoor
- Luminaire Type: Adjustable

DIMENSIONS

- Diameter: 78 mm
- Cutout Diameter: 70 mm
- Recessed Depth: 90 mm
- Cutout Shape: Round

LUMINAIRE

- System Power: 10W
- No. of Lamp: 1 LED (COB)
- Lumens Output (Luminaire): 680lm
- Luminaire Efficacy: 68lm/W
- CCT: 2700K
- Beam Angle: 42°
- CRI: 90+
- IP Rating: IP43
- MacAdam Step: SDCM <3
- LED Chip: Constant Current

GENERAL

- Lifetime: >45,000 hrs.
- Housing: Aluminium
- Heatsink: Aluminium
- Working Temperature: -20°C to +50°C

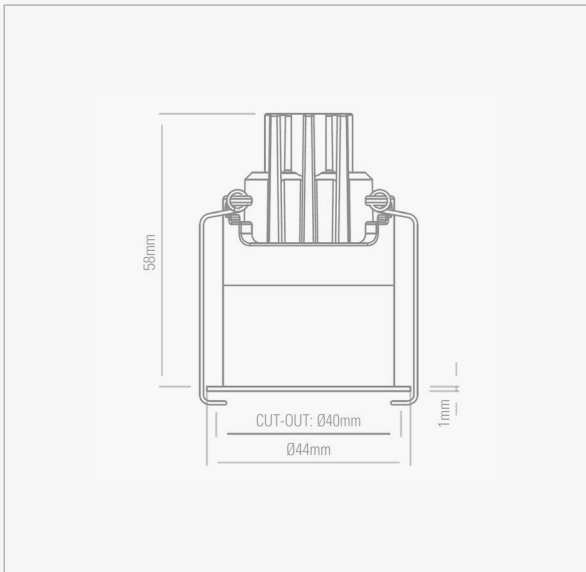
DRIVER

- Input Voltage: 220-240Vac
- Dimming Control: DALI
- Driver Mounting: Remote Driver

LUMINAIRE SPECIFICATION

D3 - Ceiling Recessed Spotlight

Location: Living Room Niche



PROJECT DETAILS

Project Name: Eden House - The Canal
Project Location: Dubai Water Canal
Consultant: Erga Progress Engineering Consultants
Interior Designer: H&H
Architect: DXB.Lab

SPECIFICATION

FEATURES

- Trim Finish: White
- Mounting Type: Ceiling Recessed
- Application: Architectural Indoor
- Luminaire Type: Fixed

DIMENSIONS

- Diameter: 44 mm
- Cutout Diameter: 40 mm
- Recessed Depth: 58 mm
- Cutout Shape: Round

LUMINAIRE

- System Power: 3W
- No. of Lamp: 1 LED (COB)
- Lumens Output (Luminaire): 180lm
- Luminaire Efficacy: 60lm/W
- CCT: 2700K
- Beam Angle: 18°
- CRI: 90+
- IP Rating: IP20
- MacAdam Step: SDCM <3
- LED Chip: Constant Current

GENERAL

- Lifetime: >45,000 hrs.
- Housing: Aluminium
- Heatsink: Aluminium
- Working Temperature: -20°C to +50°C

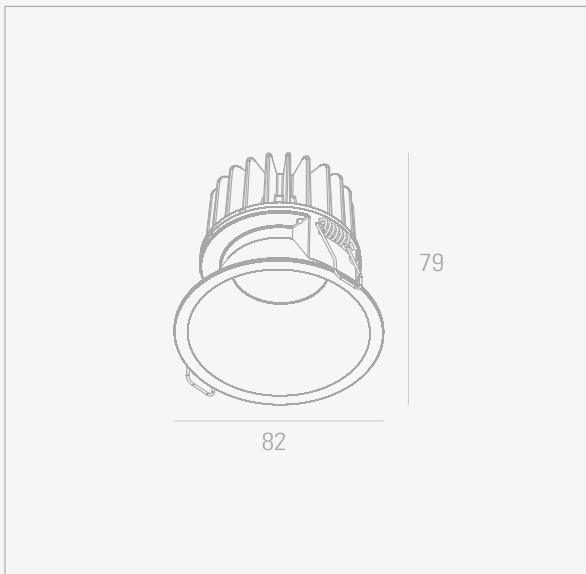
DRIVER

- Input Voltage: 220-240Vac
- Dimming Control: DALI
- Driver Mounting: Remote Driver

LUMINAIRE SPECIFICATION

D4 - Ceiling Recessed Downlight

Location: Kitchen, Laundry Room



PROJECT DETAILS

Project Name: Eden House - The Canal

Project Location: Dubai Water Canal

Consultant: Erga Progress Engineering Consultants

Interior Designer: H&H

Architect: DXB.Lab

SPECIFICATION

FEATURES

- Trim Finish: White
- Mounting Type: Ceiling Recessed
- Application: Architectural Indoor
- Luminaire Type: Fixed

DIMENSIONS

- Diameter: 82 mm
- Cutout Diameter: 75 mm
- Recessed Depth: 79 mm
- Cutout Shape: Round

LUMINAIRE

- System Power: 10W
- No. of Lamp: 1 LED (COB)
- Lumens Output (Luminaire): 720lm
- Luminaire Efficacy: 72lm/W
- CCT: 2700K
- Beam Angle: 40°
- CRI: 90+
- IP Rating: IP54
- MacAdam Step: SDCM <3
- LED Chip: Constant Current

GENERAL

- Lifetime: >45,000 hrs.
- Housing: Aluminium
- Heatsink: Aluminium
- Working Temperature: -20°C to +50°C


DRIVER

- Input Voltage: 220-240Vac
- Dimming Control: DALI
- Driver Mounting: Remote Driver

LUMINAIRE SPECIFICATION

D5 - Ceiling Recessed Downlight IP-Rated

Location: Bathroom General Lighting



PROJECT DETAILS

Project Name: Eden House - The Canal

Project Location: Dubai Water Canal

Consultant: Erga Progress Engineering Consultants

Interior Designer: H&H

Architect: DXB.Lab

SPECIFICATION

FEATURES

- Trim Finish: White
- Mounting Type: Ceiling Recessed
- Application: Architectural Indoor
- Luminaire Type: Fixed

DIMENSIONS

- Diameter: 70 mm
- Cutout Diameter: 60 mm
- Recessed Depth: 82 mm
- Cutout Shape: Round

LUMINAIRE

- System Power: 7W
- No. of Lamp: 1 LED (COB)
- Lumens Output (Luminaire): 420lm
- Luminaire Efficacy: 60lm/W
- CCT: 2700K
- Beam Angle: 40°
- CRI: 90+
- IP Rating: IP65
- MacAdam Step: SDCM <3
- LED Chip: Constant Current

GENERAL

- Lifetime: >45,000 hrs.
- Housing: Aluminium
- Heatsink: Aluminium
- Working Temperature: -20°C to +50°C

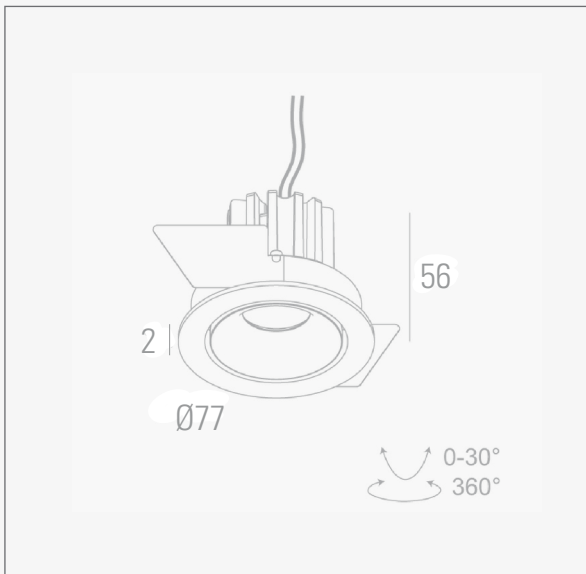
DRIVER

- Input Voltage: 220-240Vac
- Dimming Control: DALI
- Driver Mounting: Remote Driver

SPECIFICATION SHEET

D6 - Ceiling Recessed Downlight IP-Rated

Location: Bathroom Mirror



PROJECT DETAILS

Project Name: Eden House - The Canal

Project Location: Dubai Water Canal

Consultant: Erga Progress Engineering Consultants

Interior Designer: H&H

Architect: DXB.Lab

SPECIFICATION

FEATURES

- Trim Finish: White
- Mounting Type: Ceiling Recessed
- Application: Architectural Indoor
- Luminaire Type: Adjustable

DIMENSIONS

- Diameter: 77 mm
- Cutout Diameter: 70 mm
- Recessed Depth: 56 mm
- Cutout Shape: Round

LUMINAIRE

- System Power: 10W
- No. of Lamp: 1 LED (COB)
- Lumens Output (Luminaire): 743lm
- Luminaire Efficacy: 72lm/W
- CCT: 2700K
- Beam Angle: 37°
- CRI: 90+
- IP Rating: IP65
- MacAdam Step: SDCM <3
- LED Chip: Constant Current

GENERAL

- Lifetime: >45,000 hrs.
- Housing: Aluminium
- Heatsink: Aluminium
- Working Temperature: -20°C to +50°C

DRIVER

- Input Voltage: 220-240Vac
- Dimming Control: DALI
- Driver Mounting: Remote Driver

LUMINAIRE SPECIFICATION

P1 - Ceiling Pendant Decorative Light

Location: Apartment Dining Table



PROJECT DETAILS

Project Name: Eden House - The Canal
Project Location: Dubai Water Canal
Consultant: Erga Progress Engineering Consultants
Interior Designer: H&H
Architect: DXB.Lab

SPECIFICATION

FEATURES

- Material: TBC
- Mounting Type: Ceiling Suspended
- Application: Decorative Indoor
- Luminaire Type: Fixed

DIMENSIONS

- Diameter: 600 mm
- Height Lamp Shade: 350 mm
- Cable Length: 1M - 1.5M

LUMINAIRE

- System Power: Max. 10W
- No. of Lamp: 1 LED (E27 Bulb)
- Lumens Output (Luminaire): Max. 800lm
- Luminaire Efficacy: 80lm/W to 100lm/W
- CCT: 2700K
- Beam Angle: Diffused
- CRI: 90+
- IP Rating: IP20

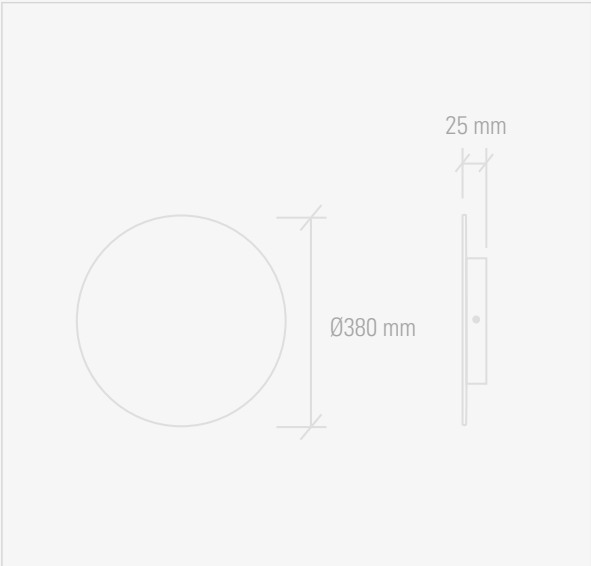
GENERAL

- Input Voltage: 220-240Vac
- Dimming Control: Phase Dimming
- Lifetime: >20,000 hrs.
- Working Temperature: -20°C to +40°C
- Bulb Primary Material: Frosted Glass
- Bulb Secondary Material: Aluminium

LUMINAIRE SPECIFICATION

W1 - Wall Sconce Decorative Light

Location: Typical Corridor



PROJECT DETAILS

Project Name: Eden House - The Canal
Project Location: Dubai Water Canal
Consultant: Erga Progress Engineering Consultants
Interior Designer: H&H
Architect: DXB.Lab

SPECIFICATION

FEATURES

- Material: TBC
- Mounting Type: Wall Mounted
- Application: Decorative Indoor
- Luminaire Type: Fixed

DIMENSIONS

- Diameter: 380 mm
- Thickness: 25 mm

LUMINAIRE

- System Power: Max. 10W
- CCT: 2700K
- CRI: 80+
- IP Rating: IP20

GENERAL

- Input Voltage: 220-240Vac
- Dimming Control: Phase Dimming
- Lifetime: >30,000 hrs.
- Working Temperature: -20°C to +40°C